



## Model DS412

### Full Height Turnstile (double door)

The DS412 full-height turnstile is the highest security kind of turnstile and designed in double-door type for pedestrian access, with the following advantages:

- High security: The fully enclosed fence structure effectively prevents climbing and unauthorized entry, blocking illegal intrusions and ensuring area security.
- Sturdy: On each of the front and rear panels, there are 2 sides of 150mm-wide square stainless steel plates which can accommodate the installation of any type of readers.
- Fully welded: All parts (poles, pivots, enclosure, guardrails) are fully welded ensuring great stability and a sleek look. And the arm is also firmly and fully embedded in the rotating shaft, incredibly sturdy and durable.
- Override lock: The key has top priority to override door status to control whether entry or exit is allowed. Ideal for high-security spots: embassies, banks. It is also perfect for high-traffic areas like stadiums, convention centers, airports—blending safety and smooth flow.

## Features


- Two way or one way working.
- 304 brushed stainless steel, durable and antirust.
- The movement with absorber structure, making the product operate very quietly.
- Support integrated with any type of access control systems.
- Anti-tailing function: only one person passes at one time.
- Structure of trunking to contain cables tidily inside the case.
- Green and red LED indicator display passing status.
- IP65 waterproof level, indoor/outdoor use.
- Fire safety requirements, arms open automatically.
- Entry direction can be controlled manually through lock.
- Easy to install and maintain.
- 1-3 years warranty support.

## Customized Service


- Material optional.
- Bulb lighting can be customized on top.
- Canopy can be customized on top (model DS402FS).
- Appearance color can be customized based on installation environment.
- Dimensions can be customized to meet your request.
- Logo can be customized.
- Picture: high resolution and 3D renderings pictures can be customized.
- Reader mount space can be customized.
- Arm distance can be customized.
- The wireless remote control is available as a customized option, allowing front-desk staff to control the gate directly.



Lock control entry or exit



2080mm High Inner Space



304SS Waterproof



The weld is beautiful and strong



Anti-tailing Function: one person can pass at one time



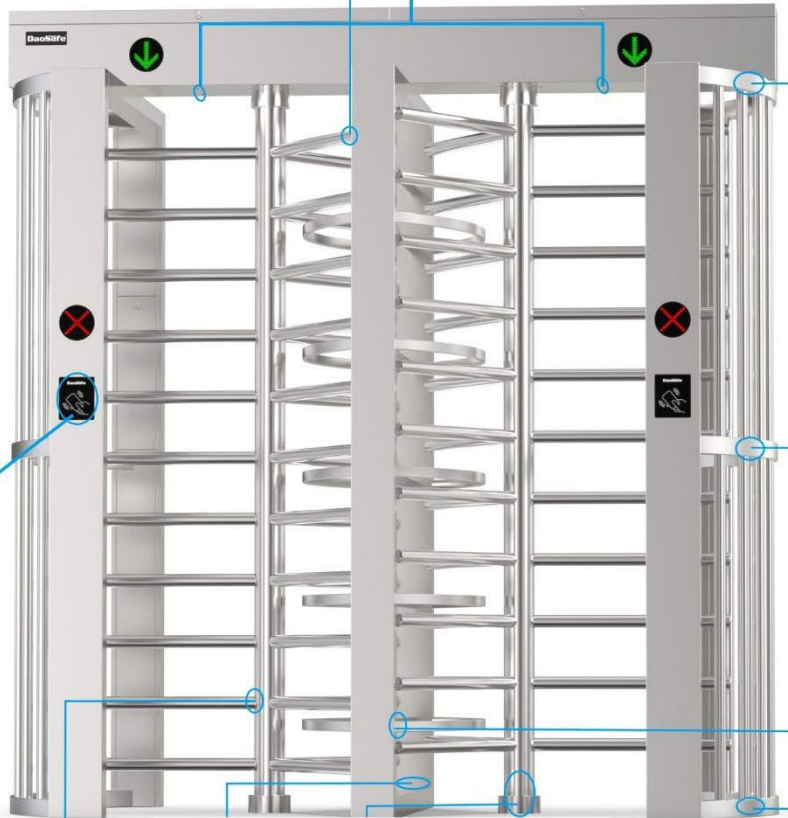
**Bar Ends Welding**  
Bar ends fully welded for maximum strength.




**Override Lock**  
Key override with top control priority for emergencies.



**Wide Space**  
150mm stainless steel front panel supports all access readers.



### Daosafe Full Height Turnstile Model DS412



Top side  
Bottom side


**Sturdy Side Guardrail**  
Constructed from 50mm thick steel plates, with every connection between tubes and plates fully welded for durability and stability.



**Fully Welded**  
Each bar is fully welded.



**Rotating Bars Embedded**  
Rotating Bars deeply embedded and welded into the shaft, extra durable.



**Fully Welded**  
This weld flows smoothly, blending flawlessly with its metallic edges—exquisitely sleek and artful.



**Fully Welded**  
Its seam, neat as a precise line, boasts sleek beauty yet endures endless trials, standing firm and fully reassuring.

# Access Control System

Daosafe turnstile gates can be well integrated with any 3<sup>rd</sup> party access control systems



Card Solution



QR/Bar Code Solution



Biometric Solution



Remote Control



Touchless Button



Card



QR Code



Fingerprint



Face







Palm Vein

## DS412 is installed in the community



## Specifications

Model No.	DS412
Type	Full Height Turnstile
Brand	Daosafe
Certifications	Compliance CE, ROHS, FCC
Framework Material	304 Stainless Steel
Dimension	2200(L) * 1250(W) * 2300(H)mm
Inner Height	2080mm
Net Weight	350kg/pcs
Passage Width	2 lane (arm 563mm) 690mm+690mm
Passing Direction	Single directional / Bi-directional
MCBF	10 million
Power Supply	AC220V/110V, 50/60Hz
Operation Voltage	24V DC
Power Consumption	40W
Operation Temperature	-20 °C - 70 °C (can be customized)
Operation Humidity	0 ~ 95% (No freeze)
Waterproof Level	IP65
Working Environment	Indoor / Outdoor
Flow Rate	30 people per minute
LED Indicator (Top)	Constant Indicator Light:  (open lane) /  (closed lane)
LED Indicator (Panel)	Authentication Status Light:  turns  (on valid scan)
Card Reader Mount	Under the top of the cabinet Max. dimensions: 100(L) * 60(W) * 25(T)mm (can be customized)
Communication	Dry contact, Relay signal, RS485
Emergency	Arms will open automatically
Flexibility	Integrate with any access control
Welding Process	Full welding



Disability Access Solutions



DS412+DS408



DS412+DSSP6004A

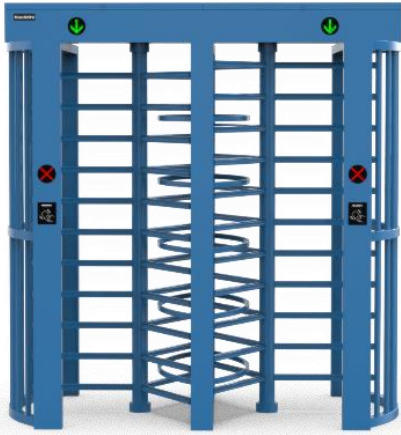
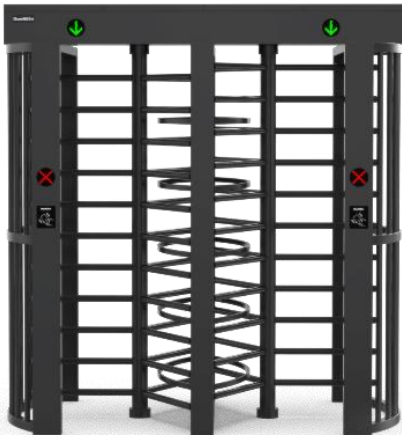


DS412+DSSP6004B



DS412+DSSP6004C

Color Customization



DS412 Custom Colors for Any Setting



Working with DS408 Full Height Turnstile



Working with DSSP6004B Pedestrian Security Gate